

31st July 2008

The Directors
Nexus Bonds Limited
Level 16, Deutsche Bank Place
Cnr Hunter & Phillip Streets
Sydney NSW 2000

Deutsche Bank AG
ABN 13 064 165 162
Deutsche Bank Place
Level 16, corner of Hunter & Phillip Streets
Sydney NSW 2000 Australia
GPO Box 7033 Sydney NSW 2001

Tel: 61 2 8258 1234
Fax: 61 2 8258 3632

Direct: 61 2 8258 2978


Dear Sirs

Nexus3 Notes quarterly report from Ernst & Young LLP as at 25 June 2008

In our capacity as Operating Agent for Nexus Bonds Limited, in relation to Nexus3 Notes (ASX code NXBHC), we attach the quarterly portfolio report from Ernst & Young LLP as at 25 June 2008.

Please note this report is in relation to Nexus3 Notes only and does not relate to Nexus2 Notes (NXBHB) nor Nexus4 Topaz Notes (NXBHD).

Yours faithfully



Deutsche Bank AG, Sydney Branch
(as Operating Agent for Nexus Bonds Limited)



Ernst & Young LLP
5 Times Square
New York, NY 10036
Tel: +1 (212) 773-3000

REPORT OF INDEPENDENT ACCOUNTANTS

Deutsche Bank AG, London Branch
Loan Exposure Management Group
Winchester House
1, Great Winchester Street
London EC2N 2DB

23 July 2008


Deutsche Bank AG, Sydney Branch
Deutsche Bank Place
Level 16
Corner Hunter and Phillip Streets
Sydney NSW 2000
Australia

Nexus Bonds Limited
Deutsche Bank Place
Level 16
Corner Hunter and Phillip Streets
Sydney NSW 2000
Australia

Ladies and Gentlemen:

We have examined Deutsche Bank AG's management assertions referred to on Exhibit A ("Report of Manager on Compliance") for the Quarterly Report ended 25 June 2008 relating to the requirements of the portfolio agreement dated 3 November 2004 between Deutsche Bank AG, Sydney Branch and Nexus Bonds Limited (the "Portfolio Agreement"). Management of Deutsche Bank AG is responsible for Deutsche Bank AG's compliance with those requirements. Our responsibility is to express an opinion on management's assertions about Deutsche Bank AG's compliance based on our examination.

Our examination was conducted in accordance with attestation standards established by the American Institute of Certified Public Accountants and, accordingly, included examining, on a test basis, evidence about Deutsche Bank AG's compliance with those requirements and performing such other procedures as we considered necessary in the circumstances. We believe that our examination provides a reasonable basis for our opinion. Our examination does not provide a legal determination on Deutsche Bank AG's compliance with its obligations under the Portfolio Agreement, nor does it indicate that we performed any procedures related to Deutsche Bank AG's internal control environment, Deutsche Bank AG's loan booking and credit administration systems, Deutsche Bank AG's determination of Replenishments, Defaulted Reference Obligations or Liquidated Reference Obligations, or Deutsche Bank AG's Final Price Estimates or Recovery Values.



Capitalized terms used but not defined herein shall have the meaning ascribed to them in the Portfolio Agreement.

In our opinion, the assertions made by Deutsche Bank AG listed on Exhibit 1 of the attached Report of Manager on Compliance with respect to the Quarterly Report dated 25 June 2008 are fairly stated, in all material respects.

Very Truly Yours,

Ernst & Young LLP


Deutsche Bank Management Assertions

Exhibit A**Report of Manager on Compliance**

We, as members of management of Deutsche Bank AG, (the "Company") are responsible for complying with the requirements of the portfolio agreement between Deutsche Bank AG, Sydney Branch and Nexus Bonds Limited (the "Portfolio Agreement"). We also are responsible for establishing and maintaining effective internal control over compliance with the Company's obligations under the Portfolio Agreement in relation to the composition and replenishment of the Portfolio. We have performed an evaluation of the Company's compliance with those requirements described on the attached Exhibit 1, as of June 25, 2008 and for the Quarterly Period then ended. Based on this evaluation, we assert that for the Quarterly Period ended June 25, 2008, the Company complied with the assertions made on Exhibit 1 attached hereto.



Deutsche Bank AG
Name: **MARIO VERNA**
Title: **Managing Director**



Deutsche Bank AG
Name: **Sanjeev Punjabi**
Title: **Director**

Exhibit 1**Deutsche Bank AG Management's Assertions**

1. Using the information presented on the Reference Registry dated June 25, 2008, we presented with mathematical accuracy the stratification tables in the form of Schedule H of the Portfolio Agreement. The results of our calculations are on the attached Exhibit 1A.
2. Using the information presented on the Reference Registry dated June 25, 2008:

We accurately presented on the attached Exhibit 1A the following Reference Obligation Criteria which are items 2, 6 and 7 as shown on Schedule B of the Portfolio Agreement:

- i. each Reference Entity has a S&P Equivalent Rating of BB or better.
- ii. each Reference Entity is incorporated or organized in a country having a S&P Sovereign Long Term Foreign Currency Rating of at least A-, and
- iii. the sum of the Reference Obligation Notional Amounts of the Reference Obligation and each other Reference Obligation in respect of which the Reference Entity is in the same Reference Entity Group does not exceed:
 - (A) 2.50% of the Initial Portfolio Notional Amount, if the Reference Entity Group has a S&P Equivalent Rating of A- or better,
 - (B) 2.00% of the Initial Portfolio Notional Amount, if the Reference Entity Group has a S&P Equivalent Rating of BBB or BBB+,
 - (C) 1.75% of the Initial Portfolio Notional Amount, if the Reference Entity Group has a S&P Equivalent Rating of BBB-, or
 - (D) 1.00% of the Initial Portfolio Notional Amount, if the Reference Entity Group has a S&P Equivalent Rating of BB or BB+.

We also accurately presented on the attached Exhibit 1A the following Reference Portfolio Criteria which are items (a) through (k) shown on Schedule C of the Portfolio Agreement:

- a. the Portfolio Notional Amount does not exceed the Maximum Portfolio Notional Amount,
- b. there are at least 100 Reference Entity Groups,
- c. the remaining Weighted Average Life of the Reference Portfolio does not exceed 3.5 years,
- d. the S&P Weighted Average Recovery Rate is not less than 30%,
- e. the aggregate Reference Obligation Notional Amount in respect of which the Reference Entities are not publicly rated by S&P does not exceed 60% of the Initial Portfolio Notional Amount,

- f. the aggregate Reference Obligation Notional Amount in respect of which the Reference Entities are incorporated:
- i. in countries having a S&P Sovereign Long Term Foreign Currency Rating below AA- is not greater than 6% of the Initial Portfolio Notional Amount, and
 - ii. in any one of such countries is not greater than 3% of the Initial Portfolio Notional Amount,

- g. the division of Reference Entities into S&P Industry Groups does not exceed the following percentages:

S&P Industry Group	Maximum percentage of the Initial Portfolio Notional Amount
Largest Industry Group	12.00%
Second largest Industry Group	12.00%
Third largest Industry Group	10.00%
All other Industry Groups	8.00%

- h. the division of Reference Entities into regions based on their place of incorporation or organization does not exceed the following percentages:

Region	Maximum percentage of the Initial Portfolio Notional Amount
Americas (including Bermuda)	45.00%
Europe	65.00%
Australia and New Zealand	20.00%
Asia	6.00%

- i. the minimum number of Reference Obligations not owed to Deutsche Bank AG (but may be owed to another DB Entity) is 1,
- j. the aggregate Reference Obligation Notional Amount in respect of which the Reference Entities have a S&P Equivalent Rating of BBB- or below, at the time of inclusion of an asset rated such, is not greater than 35% of the Initial Portfolio Notional Amount, and

- k. the aggregate Reference Obligation Notional Amount in respect of which the Reference Entities have a S&P Equivalent Rating of BB+ or below, at the time of inclusion of an asset rated such, is not greater than 10% of the Initial Portfolio Notional Amount.

For the purposes of paragraphs (c), (d), (e), (f), (g), (h), (j) and (k) above, any Defaulted Reference Obligation was excluded when determining whether the Reference Portfolio satisfies the Reference Portfolio Criteria).

3. The following information presented on the attached Exhibit 1C for Defaulted Reference Obligations from the Effective Date to the last day of the Quarterly Period agrees to the information listed in the Reference Registry dated June 25, 2008:
 - i. the identifier of the Reference Obligation,
 - ii. the identifier for the Reference Entity,
 - iii. the identifier for the relevant Reference Entity Group,
 - iv. the amount of the Reference Obligation (in the relevant Obligation Currency) used to determine its Reference Obligation Notional Amount,
 - v. the Reference Obligation Notional Amount in AUD,
 - vi. the currency of its denomination,
 - vii. the Relevant FX Rate (if applicable),
 - viii. the maturity date,
 - ix. the country of incorporation of the Reference Entity,
 - x. the date of the relevant Credit Event Notice,
 - xi. the type of Credit Event, and
 - xii. the latest Final Price Estimate (if any).
4. The following information presented on the attached Exhibit 1E for Liquidated Reference Obligations from the Effective Date to the last day of the Quarterly Period agrees to the information listed in the Reference Registry dated June 25, 2008:
 - i. the identifier of the Reference Obligation,
 - ii. the identifier for the Reference Entity,
 - iii. the identifier for the relevant Reference Entity Group,
 - iv. the amount of the Reference Obligation (in the relevant Obligation Currency) used to determine its Reference Obligation Notional Amount,
 - v. the Reference Obligation Notional Amount in AUD,
 - vi. the currency of its denomination,
 - vii. the Relevant FX Rate (if applicable),
 - viii. the maturity date,
 - ix. the country of incorporation of the Reference Entity,
 - x. the date of the relevant Credit Event Notice,
 - xi. the type of Credit Event,
 - xii. the date that the Conditions to Loss Allocation were determined to be satisfied, and
 - xiii. the Recovery Value.

5. Using information presented on the Reference Registry dated June 25, 2008, in respect of each Reference Obligation which either was subject to a Replenishment or became a Defaulted Reference Obligation during the Quarterly Period, we accurately presented the following:
- a. as at the date at which it was included in the Reference Portfolio (unless it was included as a replacement of any existing Reference Obligation in accordance with the Confirmation) and each subsequent date at which its Reference Obligation Notional Amount was increased:
 - i. the Reference Obligation had: a S&P Equivalent Rating of BB or better
 - ii. the relevant Reference Entity was incorporated or organized in a country having a S&P Sovereign Long Term Foreign Currency Rating of at least A- , and
 - iii. the sum of the Reference Obligation Notional Amount of the Reference Obligation and each other Reference Obligation in respect of which the Reference Entity is in the same Reference Entity Group did not exceed:
 - (A) 2.50% of the Initial Portfolio Notional Amount, if the Reference Entity Group has a S&P Equivalent Rating of at least A- or better,
 - (B) 2.00% of the Initial Portfolio Notional Amount, if the Reference Entity Group has a S&P Equivalent Rating of BBB or BBB+,
 - (C) 1.75% of the Initial Portfolio Notional Amount, if the Reference Entity Group has a S&P Equivalent Rating of BBB-, or
 - (D) 1.00% of the Initial Portfolio Notional Amount, if the Reference Entity Group has a S&P Equivalent Rating of BB or BB+.
 - b. it did not cause the Reference Portfolio to not comply with the Reference Portfolio Criteria described in paragraph 5 above or worsen any existing non-compliance of the Reference Portfolio with any of those Reference Portfolio Criteria, as at the last day of the Quarterly Period (unless it was included as a replacement of any existing Reference Obligation in accordance with the Confirmation).

For the purpose of calculating the percentages in clause (iii), the current S&P Equivalent Rating for the Quarterly Period ended June 25, 2008, shall be used for any Reference Entity that is in a Reference Entity Group containing another Reference Entity that was subject to a Replenishment or became a Defaulted Reference Obligation during the period from the most recent Quarterly Period to the last day of the Quarterly Period. Any Reference Entity Group that does not contain a Reference Entity that was subject to a Replenishment or became a Defaulted Reference Obligation during the period from the most recent Quarterly Period to the last day of the Quarterly Period shall be excluded from this calculation.

The results are on the attached Exhibit 1D.

6. Using information in the Reference Registry, we presented with mathematical accuracy each Loss Determination Amount and, if applicable, any Cash Settlement Amount. The results are on the attached Exhibit 1F.

Deutsche Bank AG
Loan Exposure Management Group
EXHIBIT 1A

Portfolio as of June 25, 2008

1. Summary Portfolio Criteria and Reference Obligation Criteria

Strictly Private and Confidential

	Required	Actual Portfolio	Compliance Yes/No
Portfolio Size	Maximum A\$1.5 billion	A\$1.5 billion	Yes
Number of Reference Entity Groups	Minimum 100	123	Yes
Weighted average life of Debt Obligations	Maximum 3.5 years	1.99	Yes
Weighted average S&P recovery rate	Minimum 30%	33.41%	Yes
Portfolio Companies not publicly assigned an issuer credit rating by S&P	Maximum 60%	40.93%	Yes
Amount of Debt Obligations of Portfolio Companies incorporated in countries having an S&P sovereign long term foreign currency rating below AA-	Maximum 6.0% in aggregate, Maximum 3.0% per country	1.13%, 1.13%	Yes, Yes
Amount of Debt Obligations of Portfolio Companies incorporated in countries having an S&P sovereign long term foreign currency rating of A- or above	100%	100%	Yes
Exposure to S&P Industry classifications	Maximum 12% to largest	10.66%	Yes
	Maximum 12% to second largest	6.65%	Yes
	Maximum 10% to third largest	6.33%	Yes
	Maximum 8% to all other groups	5.66%	Yes
Exposure to geographic regions	Maximum 45% Americas (including Bermuda)	36.16%	Yes
	Maximum 65% Europe	54.33%	Yes
	Maximum 20% Australia and New Zealand	6.98%	Yes
	Maximum 6% Asia	2.54%	Yes
Reference Entity Group concentration (at the time of inclusion over the duration of the Quarter):			
S&P Equivalent Rating AAA to A-	Maximum 2.50%	0.67%	Yes
S&P Equivalent Rating BBB or BBB+	Maximum 2.00%	2.00%	Yes
S&P Equivalent Rating BBB-	Maximum 1.75%	0.53%	Yes
S&P Equivalent Rating BB+	Maximum 1.00%	0.00%	Yes
S&P Equivalent Rating BB	Maximum 1.00%	0.76%	Yes
Portfolio Companies with S&P Equivalent Rating of BBB- and Below	Maximum 35.00%	31.19%	Yes
Portfolio Companies with S&P Equivalent Rating of BB+ and Below	Maximum 10.00%	14.59%	NO*
Number of Reference Entities for which Debt Obligations are not owed to Deutsche Bank AG	Minimum 1	49	Yes
Portfolio Companies with S&P Senior Unsecured Rating of BB or Better At Inception	100%	100%	Yes
Portfolio Companies with S&P Mapped Rating of BB or Better At Inception	100%	100%	Yes

*Non compliance with this Portfolio Criteria has occurred because of rating downgrades of Portfolio Companies. Whilst this Portfolio Criteria remains non compliant, Replenishments are not permitted that would worsen the extent of the non compliance.

EXHIBIT 1B.1 Distribution by Rating

Distribution by S&P Equivalent Rating

S&P Equivalent Rating	Number of Reference Entities	Total Reference Obligation Notional Amount (AUD)	Percentage of Portfolio Notional Amount	Weighted Average Life
AAA	5	54,000,000	3.60%	0.81
AA+	3	16,500,000	1.10%	1.93
AA	2	26,000,000	1.73%	1.74
AA-	4	46,000,000	3.07%	2.41
A+	13	156,191,487	10.41%	1.92
A	8	52,994,784	3.53%	2.16
A-	18	224,942,848	15.00%	2.07
BBB+	29	280,695,145	18.71%	2.04
BBB	20	174,858,436	11.66%	2.00
BBB-	28	249,000,341	16.60%	2.00
BB+	13	107,439,458	7.16%	2.06
BB	5	43,508,687	2.90%	2.43
BB-	4	12,368,814	0.82%	1.21
B+	1	25,500,000	1.70%	1.74
B	1	30,000,000	2.00%	2.46
B-	-	-	0.00%	-
CCC+	-	-	0.00%	-
CCC	-	-	0.00%	-
CCC-	-	-	0.00%	-
CC	-	-	0.00%	-
C	-	-	0.00%	-
D	-	-	0.00%	-
Total	154	1,500,000,000	100.00%	1.99

Deutsche Bank AG
Loan Exposure Management Group
EXHIBIT 1B continued...
Portfolio as of June 25, 2008
Stratification Report
Strictly Private and Confidential
EXHIBIT 1B.2 Distribution by S&P Industry

Largest 4 Industries

Industry Code	S&P Industry	Number of Reference Entities	Total Reference Obligation Notional Amount (AUD)	Percentage of Portfolio Notional Amount
20	Financial intermediaries	18	159,939,112	10.66%
3	Automotive	7	99,693,455	6.65%
4	Beverage and tobacco	11	94,994,550	6.33%
22	Food products	6	84,915,153	5.66%

All Industries

S&P Industry Code	S&P Industry	Number of Reference Entities	Total Reference Obligation Notional Amount (AUD)	Percentage of Portfolio Notional Amount
1	Aerospace and defense	-	-	0.00%
2	Air transport	-	-	0.00%
3	Automotive	7	99,693,455	6.65%
4	Beverage and tobacco	11	94,994,550	6.33%
5	Broadcast, radio and television	-	-	0.00%
6	Brokers / dealers / investment houses	4	58,355,368	3.89%
7	Building and development	5	56,100,000	3.74%
8	Business equipment and services	10	53,929,789	3.60%
9	Cable and satellite television	1	15,200,000	1.01%
10	Chemical / plastics	6	56,258,987	3.75%
11	Clothing / textiles	-	-	0.00%
12	Conglomerates	1	7,000,000	0.47%
13	Containers and glass products	2	15,007,447	1.00%
14	Cosmetics / toiletries	-	-	0.00%
15	Drugs	9	72,693,619	4.85%
16	Ecological services and equipment	-	-	0.00%
17	Electronics / electric	6	47,500,000	3.17%
18	Equipment leasing	1	5,000,000	0.33%
19	Farming / agriculture	2	26,500,000	1.77%
20	Financial intermediaries	18	159,939,112	10.66%
21	Food / drug retailers	1	18,000,000	1.20%
22	Food products	6	84,915,153	5.66%
23	Food service	-	-	0.00%
24	Forest products	7	50,847,888	3.39%
25	Health care	-	-	0.00%
26	Home furnishings	-	-	0.00%
27	Lodging and casinos	1	7,000,000	0.47%
28	Industrial equipment	5	38,074,173	2.54%
29	Insurance	6	83,906,186	5.59%
30	Leisure goods / activities / movies	1	6,000,000	0.40%
31	Nonferrous metals / minerals	5	45,682,030	3.05%
32	Oil and gas	7	70,630,949	4.71%
33	Publishing	7	70,495,000	4.70%
34	Rail industries	1	5,000,000	0.33%
35	Retailers (except food and drug)	2	29,000,000	1.93%
36	Steel	5	47,882,144	3.19%
37	Surface transport	-	-	0.00%
38	Telecommunications / cellular communications	7	74,716,577	4.98%
39	Utilities	8	79,677,573	5.31%
40	Other	2	20,000,000	1.33%
Total		154	1,500,000,000	100.00%

Deutsche Bank AG
Loan Exposure Management Group
EXHIBIT 1B continued...
Portfolio as of June 25, 2008
Stratification Report
Strictly Private and Confidential
EXHIBIT 1B.3 Distribution by Country

Largest 3 Countries

Country	Number of Reference Entities	Total Reference Obligation Notional Amount (AUD)	Percentage of Portfolio Notional Amount
United States Of America	43	499,393,682	33.29%
Germany	31	275,802,058	18.39%
Netherlands	15	124,029,372	8.27%

Distribution by Region

Region	Number of Reference Entities	Total Reference Obligation Notional Amount (AUD)	Percentage of Portfolio Notional Amount
Americas	47	542,343,682	36.16%
Europe	93	814,968,669	54.33%
Australia and New Zealand	9	104,646,122	6.98%
Asia	5	38,041,527	2.54%
Total	154	1,500,000,000	100.00%

All countries

Country	Number of Reference Entities	Total Reference Obligation Notional Amount (AUD)	Percentage of Portfolio Notional Amount
Australia	8	89,378,522	5.96%
Austria	-	-	0.00%
Belgium	-	-	0.00%
Bermudas	3	33,950,000	2.26%
Canada	1	9,000,000	0.60%
Cayman Islands	-	-	0.00%
Denmark	3	22,400,000	1.49%
Finland	3	23,513,627	1.57%
France	14	112,304,202	7.49%
Germany	31	275,802,058	18.39%
Great Britain	10	92,336,550	6.16%
Ireland	-	-	0.00%
Italy	2	16,974,202	1.13%
Japan	2	20,141,527	1.34%
Liechtenstein	1	15,000,000	1.00%
Luxembourg	1	6,000,000	0.40%
Netherlands	15	124,029,372	8.27%
New Zealand	1	15,267,600	1.02%
Norway	-	-	0.00%
Portugal	-	-	0.00%
Saudi Arabia	3	17,900,000	1.19%
Spain	6	58,108,658	3.87%
Sweden	2	30,000,000	2.00%
Switzerland	5	38,500,000	2.57%
United States Of America	43	499,393,682	33.29%
Total	154	1,500,000,000	100.00%

Deutsche Bank AG

Loan Exposure Management Group

EXHIBIT 1B continued...

Portfolio as of June 25, 2008

Stratification Report

Strictly Private and Confidential

EXHIBIT 1B.4 Distribution by S&P Country Rating

S&P Long Term Foreign Currency Rating	Number of Reference Entities	Total Reference Obligation Notional Amount (AUD)	Percentage of Portfolio Notional Amount
AAA	143	1,395,766,671	93.05%
AA+	1	15,267,600	1.02%
AA	5	54,091,527	3.61%
AA-	3	17,900,000	1.19%
A+	2	16,974,202	1.13%
A	-	-	0.00%
A-	-	-	0.00%
BBB+	-	-	0.00%
BBB	-	-	0.00%
BBB-	-	-	0.00%
BB+	-	-	0.00%
BB	-	-	0.00%
BB-	-	-	0.00%
B+	-	-	0.00%
B	-	-	0.00%
B-	-	-	0.00%
CCC+	-	-	0.00%
CCC	-	-	0.00%
CCC-	-	-	0.00%
CC	-	-	0.00%
C	-	-	0.00%
D	-	-	0.00%
Total	154	1,500,000,000.00	100.00%

Deutsche Bank AG

Loan Exposure Management Group

EXHIBIT 1B continued...

Portfolio as of June 25, 2008

Stratification Report

Strictly Private and Confidential

EXHIBIT 1B.5 Distribution by Remaining Term to Maturity

Remaining Term to Maturity (months)	Number of Reference Entities	Total Reference Obligation Notional Amount (AUD)	Percentage of Portfolio Notional Amount
0			
6	13	144,069,646	9.60%
12	10	101,085,413	6.74%
18	11	87,934,673	5.86%
24	12	139,433,388	9.30%
30	107	1,018,476,880	67.90%
36	-	-	0.00%
42	-	-	0.00%
48	1	9,000,000	0.60%
54	-	-	0.00%
60	-	-	0.00%
66	-	-	0.00%
72	-	-	0.00%
78	-	-	0.00%
84	-	-	0.00%
90	-	-	0.00%
96	-	-	0.00%
102	-	-	0.00%
108	-	-	0.00%
114	-	-	0.00%
120	-	-	0.00%
Total	154	1,500,000,000	100.00%

Deutsche Bank AG
 Loan Exposure Management Group
 Portfolio as of June 25, 2008
 Stratification Report
 Strictly Private and Confidential
 EXHIBIT 1D (Defaulted Reference Obligations)

Reference Obligation Identifier	Reference Entity Identifier	Reference Entity Group Identifier	Reference Entity Group	Notional Amount (AUD)	Currency	Date on which the Reference Obligation was included in the Reference Portfolio	§.A.L.a) Internal Rating at the time of inclusion	§.a.L.B) S&P credit rating at the time of inclusion	§.a.L.) S&P sovereign foreign currency rating of at least A- at the time of inclusion	§.a.B.) Sum of Notional Amount (AUD) of Reference Entity Group
---------------------------------	-----------------------------	-----------------------------------	------------------------	-----------------------	----------	--	---	---	---	--

No Defaulted Reference Obligations

Deutsche Bank AG
 Loan Exposure Management Group
 Portfolio as of June 25, 2008
 Stratification Report
 Strictly Private and Confidential
 EXHIBIT 1F (Loss Determination Amount and Cash Settlement Amount)

Unique Identifier	Reference Obligation Identifier	Reference Entity Identifier	Reference Entity Group Identifier	Reference Entity	Reference Entity Group	Credit Event Notice Date	Notional Amount (AUD)	Loss Determination Amount	Cash Settlement Amount
-------------------	---------------------------------------	--------------------------------	--------------------------------------	------------------	---------------------------	-----------------------------	--------------------------	---------------------------------	---------------------------

No Loss Determination Amounts or Cash Settlement Amounts